











Female Style C Expanded Press-Fit



Series 8458 – 4 rows (4 x 32)




Contact Design and Termination Length	Number of Contacts	Loading Description	Part Number	
			Performance classes according to DIN 41612	
			II	I
for ≥ 2.4 mm PCB's 0.6 x 0.6 mm Post Profile 5.3 mm (Y) Straight 	128	a + b + c + d fully loaded	20 8458 128 001 025	20 8458 128 001 049
for ≥ 2.4 mm PCB's 0.6 x 0.6 mm Post Profile 9.3 mm (Y) Straight 	128	a + b + c + d fully loaded	20 8458 128 002 025	20 8458 128 002 049
for ≥ 2.4 mm PCB's 0.6 x 0.6 mm Post Profile 16.2 mm (Y) Straight 	128	a + b + c + d fully loaded	20 8458 128 003 025	20 8458 128 003 049
for ≥ 2.4 mm PCB's 0.6 x 0.6 mm Post Profile 23.2 mm (Y) Straight 	128	a + b + c + d fully loaded	20 8458 128 004 025	20 8458 128 004 049
for ≥ 2.4 mm PCB's 0.6 x 0.6 mm Post Profile 13.2 mm (Y) Straight 	128	a + b + c + d fully loaded	20 8458 128 005 025	20 8458 128 005 049
for ≥ 2.4 mm PCB's 0.6 x 0.6 mm Post Profile 12.0 mm (Y) Straight 	128	a + b + c + d fully loaded	20 8458 128 009 025	20 8458 128 009 049
for ≥ 2.4 mm PCB's 0.6 x 0.6 mm Post Profile 20.3 mm (Y) Straight 	128	a + b + c + d fully loaded	20 8458 128 010 025	20 8458 128 010 049
for ≥ 2.4 mm PCB's 0.6 x 0.6 mm Post Profile 17.0 mm (Y) Straight 	128	a + b + c + d fully loaded	20 8458 128 012 025	20 8458 128 012 049
for 1.6 mm PCB's 0.6 x 0.6 mm Post Profile 3.0 mm (Y) Straight 	128	a + b + c + d fully loaded	20 8458 128 031 025	20 8458 128 031 049

NB: Alternative Prefix Variations Available: 21, 22 & 23, please refer to Page 10.

Additional Plating & Loading Variations: Please contact your local AVX sales office or distributor.

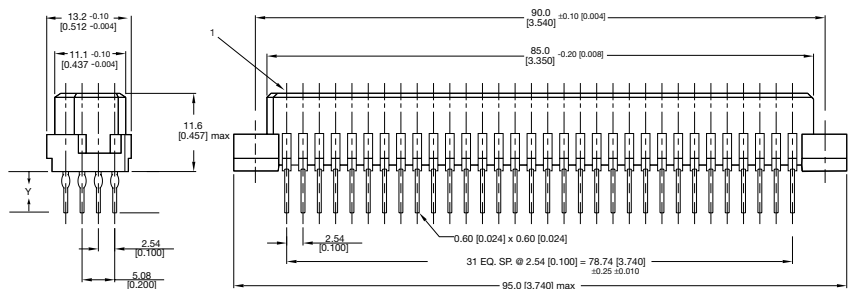
Installed using Flat Rock method (see page 66)

LOADING DESCRIPTION

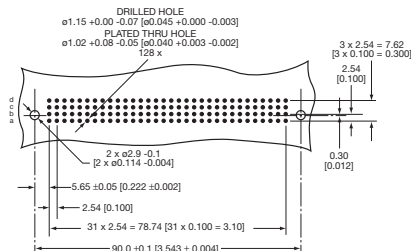


128 contacts,
rows a + b + c + d fully loaded

DIMENSIONS



Unit: millimeters (inches)



HOLE PATTERN

No. Contact Positions	Contact Rows	A	B	C	D	E	F	G
128	4 (4 x 32)	31	78.74 (3.100)	95.00 (3.740)	90.00 (3.543)	85.00 (3.346)	11.00 (0.433)	13.10 (0.516)